



Television



← This one remote (in the drawer to the left of the fireplace) controls the Television.

Projector

Point the Projector remote at the projector to turn it on. Wait a minute for it to warm up.




Use this cable for slide shows/etc It goes in the wall under the screen.



Use this button to turn on the projector.

Select Input 3 (sound system page) for sound

This remote puts the screen up and down.



Fans and Fireplace



The fireplace can be turned on by flipping the switch up and then using the remote (located in drawer to right of fireplace).



The Fans can be turned on by using the switch. All are on except the one over the projector. Use the remote (left drawer on side of fireplace to turn this one on). Note: Projector picture will be distorted if use fan at the same time.



Kitchen



The Kitchen is equipped with a

Microwave

Warming drawer

and

Refrigerator

(please wipe out after use)



Kitchen - continued



The Kitchen is also equipped with:

An Ice Machine

2 Drip Coffee Pots
Keurig
Combination Pot
and

Percolators



Residents often utilize this space for coolers and serving drinks.



Sound System

There are 4 areas for the sound system:

- Outdoors
- Kitchen
- Fireplace
- Main Room

Connect your music source using the **Purple Cable**.

There is an iPhone attachment on the cable if you need it. (Please make sure it stays in the drawer to the left of the fireplace if not needed.)

Turn on the Controller

Power button

Use the Menu button to select your input 1, 2, 3, 4 for iphones, etc.

The ↑ ↓ buttons are for navigating through the options and can control the volume when there is no menu open.

The volume controls are by each door to adjust the volume in that particular area and outside is by each door. All volume controllers are labeled.



Use Input 3
for
Projector
Sound



Time to Clean Up



Cleaning supplies are located in the cabinets under the Legacy Park Metal Sign.



A mop and broom are located in the Kitchen closet.



Please be sure to empty ALL the trash. Trash cans are located at the circular drive (in front of the clubhouse).

Cleaning Up



Please vacuum the carpet and empty the canister once completed.

The vacuum is located in the closet to the right of the fireplace.


Clubhouse Events

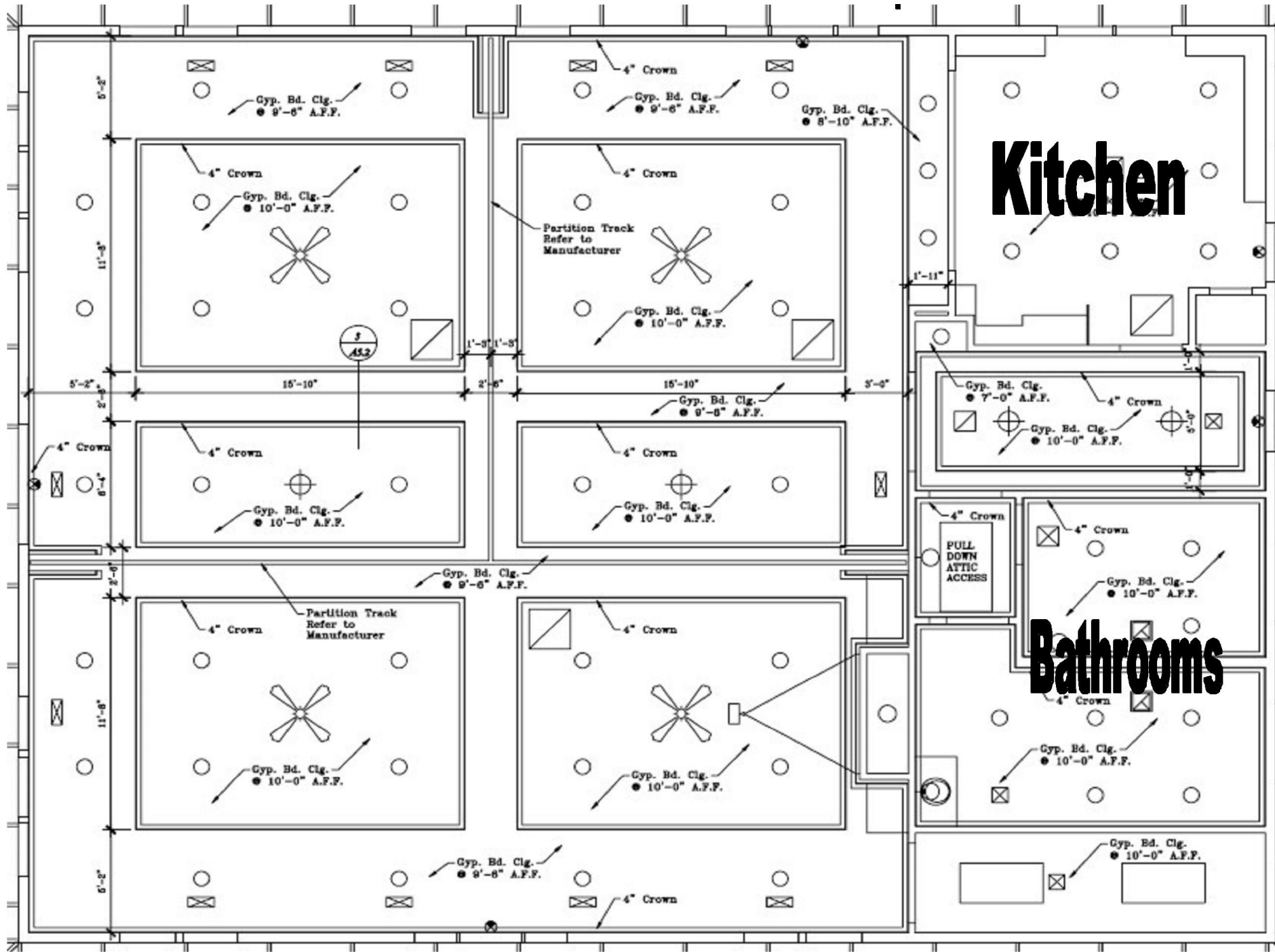


There are 5 Clubhouse Event signs in the closet to the right of the fireplace. Feel free to use them on the property to direct guests.

Please put them back before the end of your event.

- 13 48" Round Tables**
- 11 6'x30" Rectangular Tables**
- 90 Folding Chairs**





Kitchen

**Clubhouse
Diagram**

Bathrooms

Clubhouse Rental Times and Rates

- Monday – Thursday:
 - 8:30-11:30AM / Noon-3PM \$75
 - 3:30PM-6:30PM / 7PM-10PM \$200
- Friday:
 - 8:30-11:30AM / Noon-4PM \$75
 - 5PM-11PM \$400
- Saturday:
 - 9:00-Noon/ 12:30-4:30PM \$200
 - 5PM-11PM \$400
- Sunday:
 - 10:00-2PM/2:30-6:30PM/7-10PM \$200



Your rental time **ENDS** at the time listed. Please have everything clean and put away so that you can be “checked out” at the end of your rental.

If the clubhouse is not ready to vacate at the end of your rental, the security deposit is subject to forfeiture.

Cleaning Checklist

Note: at no time should the clubhouse be left unattended

- Wipe down all Countertops.
- Empty out and clean refrigerator.
- Clean microwave and warming drawer.
- Put all tables and chairs back as shown by pictures in closet.
- Vacuum carpet and empty canister.
- Sweep kitchen, foyer, hardwoods, and bathrooms.
- Mop kitchen, foyer, and bathrooms.
- Empty all trash cans (kitchen and bathrooms) and place trash in receptacles in front of the tennis courts.
- Put new trash bags in all cans (kitchen and bathrooms).
- If Clubhouse Décor is moved, it must be returned to original location.
- If the Clubhouse event signs are used, retrieve and put back in closet.

- Notes
 - Tacks and adhesives cannot be used on the wall. Tape must be removed from all windows.
 - No candle/wax.
 - No fog machines or anything that would cause the fire alarm to go off. If it does, your security deposit will be forfeited.